



# GARRETT LEE SMITH (GLS) NATIONAL OUTCOMES EVALUATION GRANT CLOSE OUT WEBINAR CAMPUS COHORT 7

August 2, 2016



# WEBINAR VIDEO AND HANDOUTS

- Today's Webinar is being recorded
- The slides were e-mailed to you prior to the webinar
  - If you did not receive the message, check your spam e-mail folder
- The video will be made available on the Suicide Prevention Resource Center website and the Suicide Prevention Data Center (SPDC)

# NEED ASSISTANCE?

- For technical support
  - Contact us via the Q & A or chat pod
  - E-mail [William.Moore@icfi.com](mailto:William.Moore@icfi.com)



# ON TODAY'S AGENDA

- Overview of Cohort Level Data
- Review Remaining Evaluation Requirements and Timeline

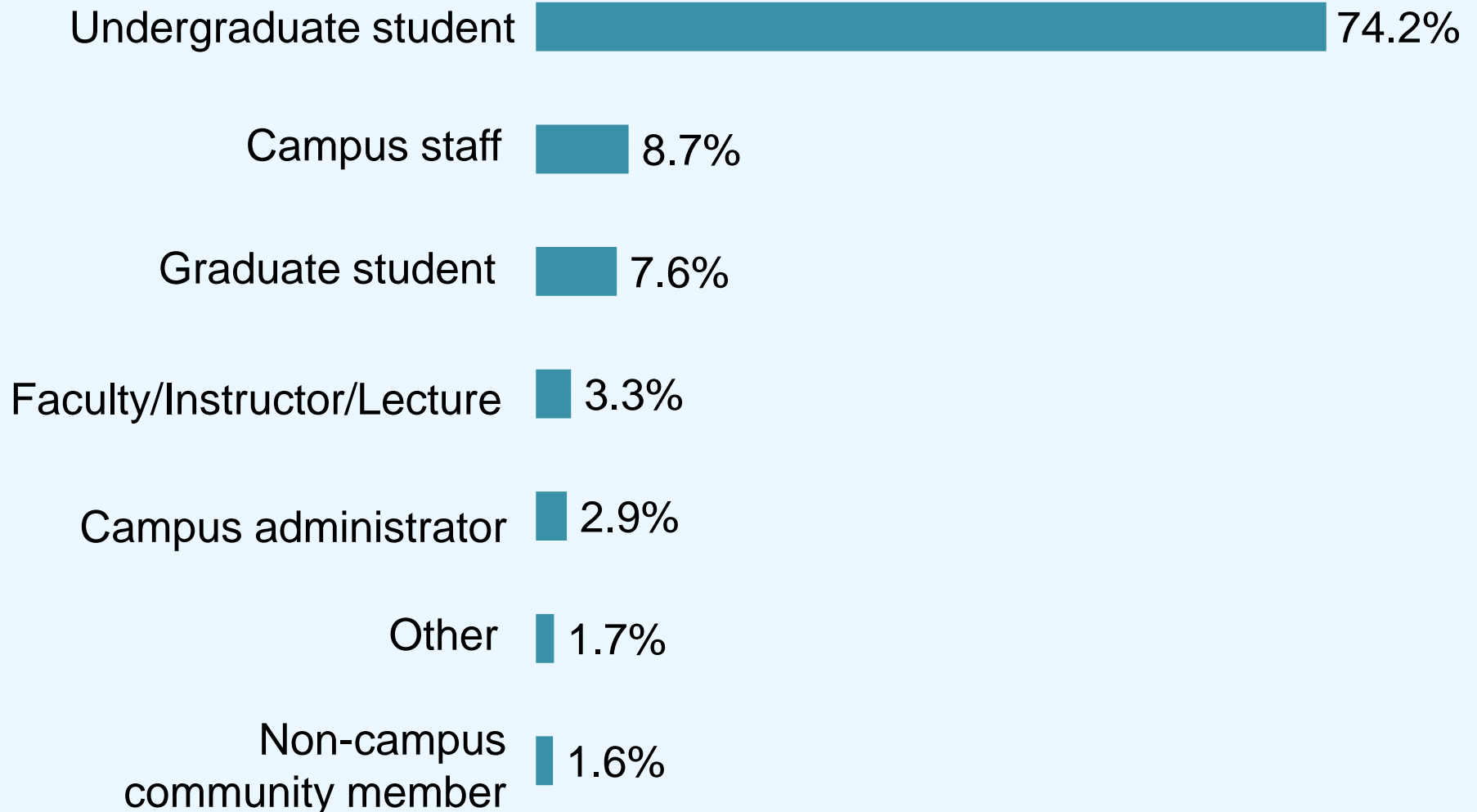


# **COHORT 7 DATA OVERVIEW**

## PSI FOR COHORT 7 CAMPUS GRANTEEES (N=22)



## CAMPUS COHORT 7 GRANTEES HAVE TRAINED OVER 27,732 INDIVIDUALS, OVER 70% WERE UNDERGRADUATE STUDENTS



# CAMPUS COHORT 7 GRANTEES HAVE CONDUCTED 734 TRAININGS, OVER HALF OF WHICH WERE QPR

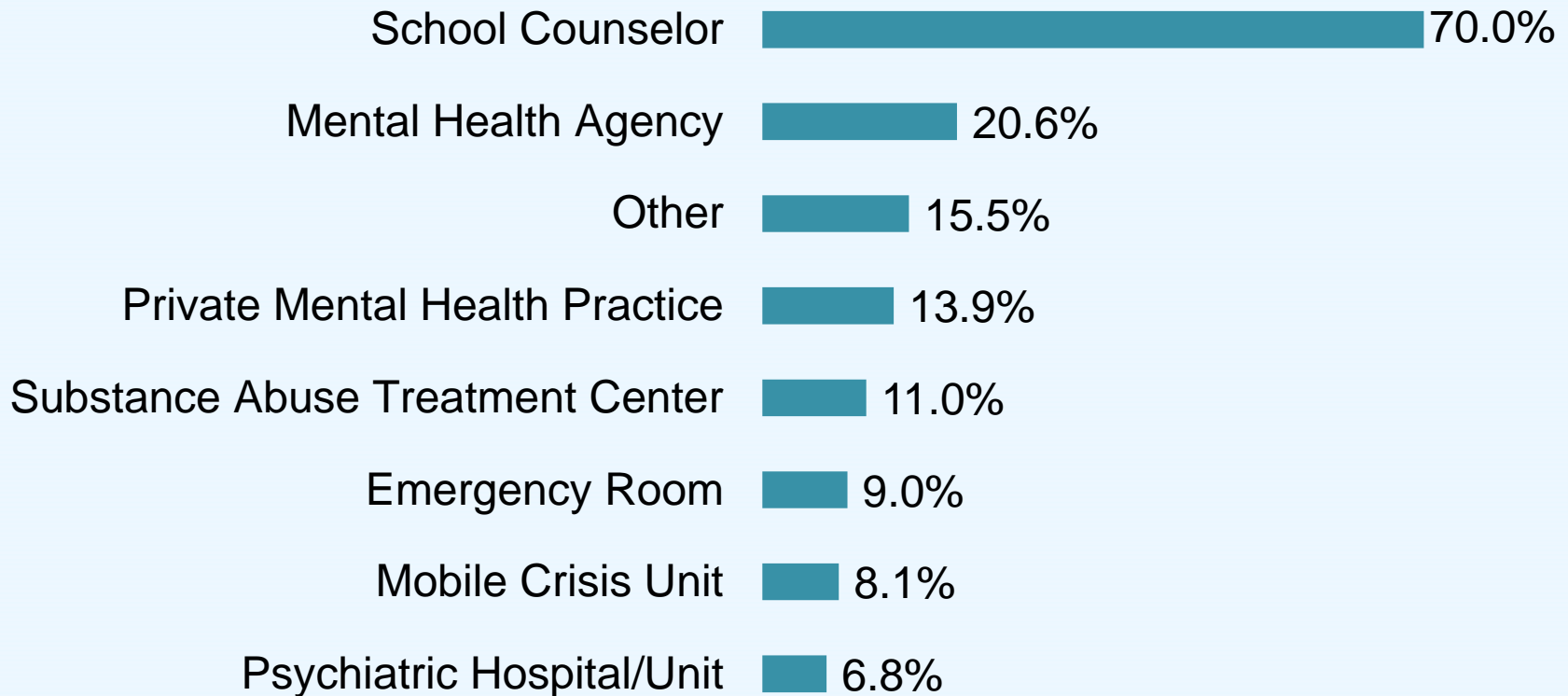
QPR	54.4%
ASIST	2.0%
Safe TALK	2.2%
AMSR	2.0%
Campus Connect	2.2%
Kognito	8.7%
Other gatekeeper training	23.3%
Other screener training	0.3%
Other clinical intervention/treatment training	1.3%
Other postvention training	0.1%
Other general awareness training	3.5%



## USE OF TRAINING AT 3 MONTH FOLLOW-UP

Have informal conversations about suicide and suicide prevention with students and others	79.0%
Identify students who might be at risk for suicide	60.0%
Link students at risk for suicide with appropriate services or supports	53.2%
Publicize information about suicide prevention or mental health resources	51.3%
Provide direct services to students at risk for suicide and/or their families	34.4%
Train others	30.8%
Screen students for suicide behaviors (i.e., using a screening tool)	21.3%

# SERVICES, RESOURCES, OR INDIVIDUALS WHERE AT-RISK STUDENTS WERE REFERRED (N=310)





# REMAINING EVALUATION ACTIVITIES

# REMAINING REQUIREMENTS FOR GRANTEES WITHOUT A NO-COST EXTENSION

July 11-  
July 29th

September 30th

October 10<sup>th</sup>

December 31<sup>st</sup>, 2017

**Final PSI  
entry for  
Q3**

**Grant ends**

**Final TUP-S  
participants  
contacted**

**Contact PSI lead  
to reopen if  
needed**

**Final data entry  
for TASP**

**SPDC access  
will end**

# REQUIREMENTS FOR GRANTEES WITH A NO COST EXTENSION

July 11-  
July 29<sup>th</sup>

**PSI entry  
for Q3**

September 30<sup>th</sup>  
(start of NCE)

**Continue submitting  
TASP**

**Final TUP-S  
participants  
contacted**

End of NCE

**Update Final  
PSI to reflect  
all NCE  
activities**

December 31<sup>st</sup>, 2017

**SPDC  
access will  
end**

# YOUR PSI DURING YOUR NO COST EXTENSION

Your PSI will continue to be opened quarterly, should you choose to review or make changes. You must complete the final PSI even if you choose not to complete the quarterly PSI.

# FINAL GRANTEE SUMMARY REPORTS

End of regular grant : **November 2016**

Data download: **October 20, 2016**

To account for changes during

FY17Q1 and NCEs: **November 2017**

Data download: **October 20, 2017**


# QUESTIONS?








# How Will Data Be Used



ICF will **continue analyzing** site data in aggregate form.

ICF may use the data for various **reporting requests.**



All GLS grantees have complete **ownership** and use of their own site's data.

ICF and SAMHSA will also continue to analyze all of the cross-site evaluation data.

# DISSEMINATION EFFORTS

GLS national  
evaluation  
dissemination efforts  
include **conference  
presentations** and  
**manuscripts** by  
SAMHSA, ICF, and  
**your fellow grantees!**



# DATA COLLECTION LIAISON CONTACTS

NOE Instrument	Data Collection Liaisons (DCLs)
<b>Prevention Strategies Inventory (PSI)</b>	<b>Nora Kuiper</b> <u><a href="mailto:Gls-psi@icfi.com">Gls-psi@icfi.com</a></u> 404-592-2139 ( <i>Eastern Time Zone</i> )
<b>Training Activity Summary Page (TASP)</b>	<b>Brandee Hicks</b> <u><a href="mailto:Gls-tasp@icfi.com">Gls-tasp@icfi.com</a></u> 404-592-2198 ( <i>Eastern Time Zone</i> )
<b>Student Behavioral Health Form (SBHF)</b>	<b>Jessie Rouder</b> <u><a href="mailto:Gls-sbhf@icfi.com">Gls-sbhf@icfi.com</a></u> 646-695-8138 ( <i>Eastern Time Zone</i> )


# TECHNICAL ASSISTANCE LIAISON CONTACT

Campus TAL:

**Connie Maples**

956-722-0474 (*Central Time Zone*)

[Connie.Maples@icfi.com](mailto:Connie.Maples@icfi.com)



We're here  
to help!

# QUESTIONS?



