

The Garrett Lee Smith Memorial Youth Suicide Prevention and Early Intervention Program



GETTING THE MOST OUT OF YOUR TRAINING JUNE 13, 2013



SESSION AGENDA

- Training Data Collection Tools
- Grantee Summary Report
- Public Use Data Set
- PSI Reports
- Local Evaluation Spreadsheet
- Grantees Use of Training Data
- Questions



GLS TRAINING ACTIVITIES

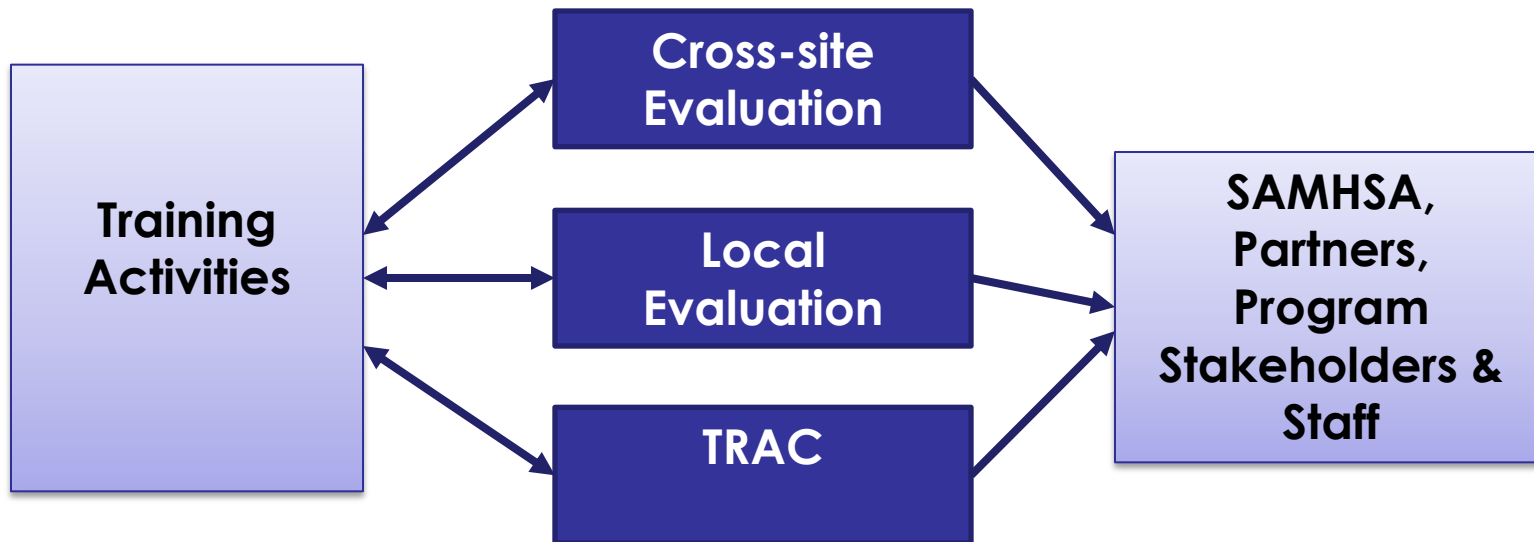
Training activities are a major component of grantees' GLS programs

- 46 cohort 6 and 7 State and Tribal grantees implement training activities
- 39 cohort 5 and 6 Campus grantees implement training activities

Activities vary in content, length, and audience



GATHERING INFORMATION ON TRAINING ACTIVITIES



CROSS-SITE EVALUATION AND TRAINING



**Training
Activities**



Cross-site Evaluation Tools for Training-Related Information

- **Prevention Strategies Inventory (PSI)**
- **Training Exit Survey (TES)**
- **Training Utilization Preservation Survey (TUP-S)**
- **Early Identification Referral Follow-up Form (EIRF)**

CROSS-SITE EVALUATION TRAINING TOOLS

- **TES Cover Page –collects aggregate information**
- **TES Individual Form – posttest to examine trainee knowledge and skills and intended use**
- **TUP-S – 3 month follow-up collects information on trainee knowledge and self-efficacy and training utility**

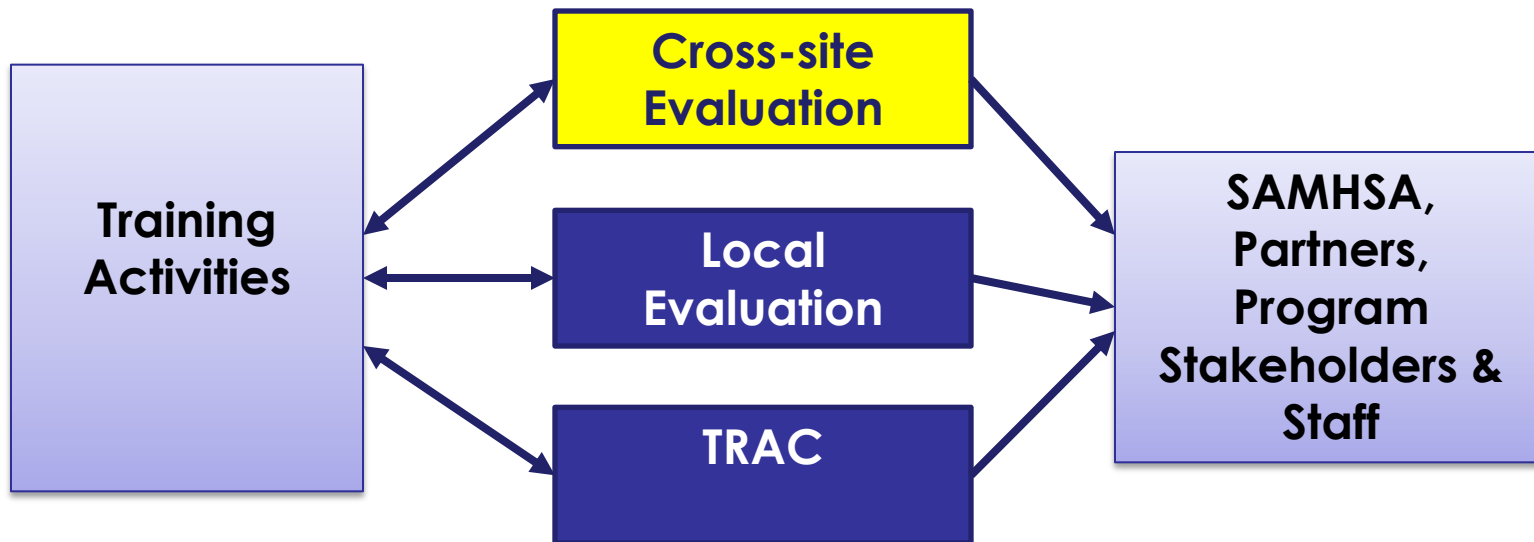


CROSS-SITE EVALUATION TRAINING TOOLS

- **PSI- Document which trainings are implemented and primary audience**
- **EIRF**
 - Examines identification efforts of trained gatekeepers
 - Connection to gatekeepers after training



REPORTING INFORMATION ON TRAINING ACTIVITIES





GRANTEE SUMMARY REPORT



GSR: PREVENTION STRATEGIES



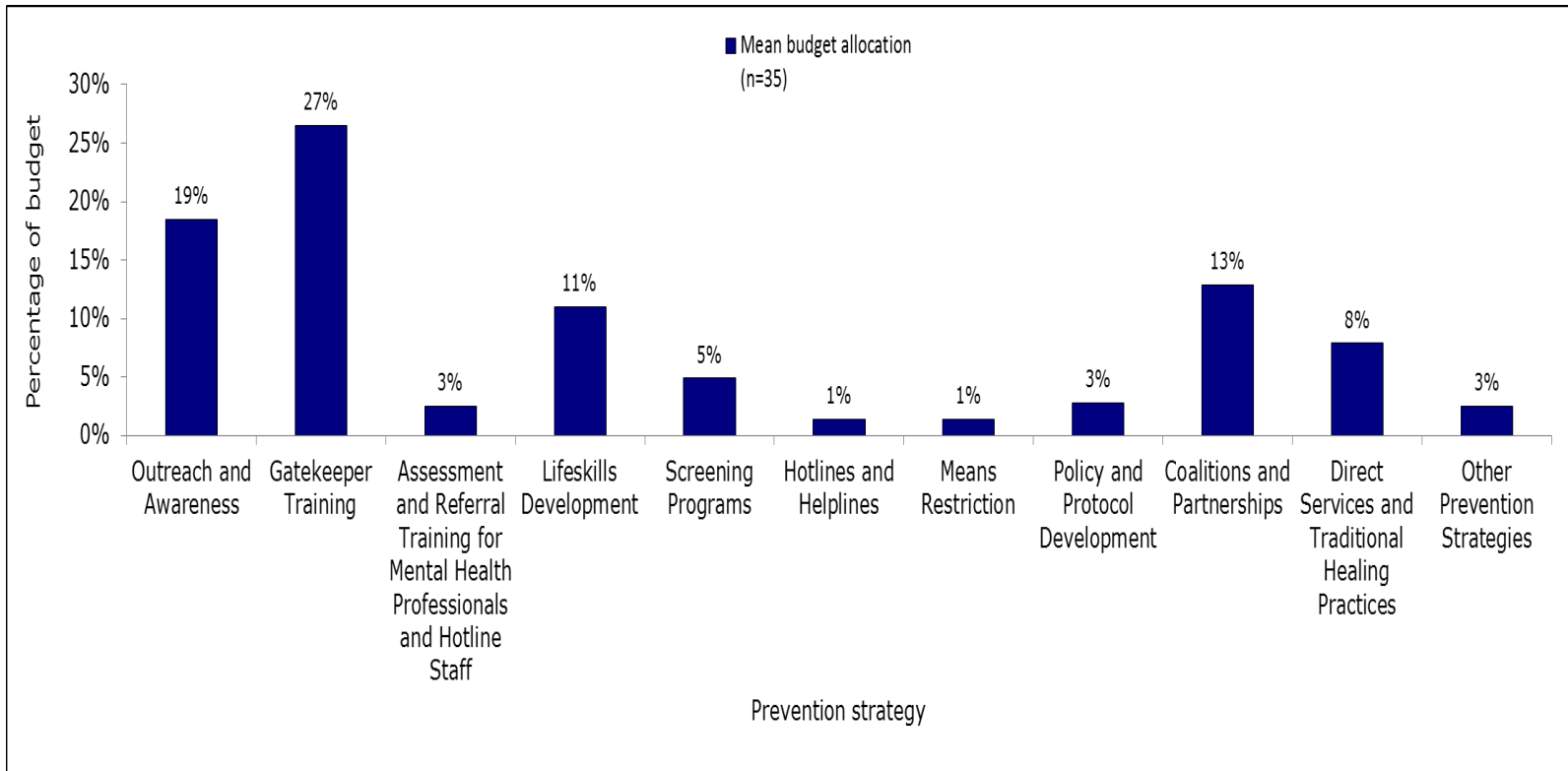
Types of Suicide Prevention Strategies

This table shows the types of suicide prevention strategies that are being implemented by the grantee along with the types of suicide prevention strategies implemented in the grantee's particular cohort. The grantee's data is presented along with summary data for all sites in their cohort, so that the reader can compare the grantee's numbers with what is typical for the grantee's cohort.

Type of Suicide Prevention Strategy	Strategies Implemented by the Grantee	Number of Grantees Implementing Each Strategy	Percent of Grantees Implementing Each Strategy (n = 18 sites)
Outreach and Awareness	X	18	100%
Public Awareness Campaigns		11	61%
Outreach and Awareness Activities and Events	X	17	94%
Outreach and Awareness Products	X	18	100%
Gatekeeper Training	X	18	100%
School-based Adult Gatekeeper Training		12	67%
School-based Peer Gatekeeper Training		10	56%
Community-based Adult Gatekeeper Training	X	18	100%
Community-based Peer Gatekeeper Training		5	28%
Assessment and Referral Training for Mental Health Professionals and Hotline Staff		11	61%
Assessment and Referral Training for Mental Health Professionals		11	61%
Assessment and Referral Training for Hotline Staff		1	6%
Lifeskills Development		8	44%
Lifeskills Development for Youth Curricula		6	33%
Cultural Activities Intended to Build Lifeskills, Cultural Identity and Community Connectedness		5	28%
Screening Programs	X	9	50%
Hotlines and Helplines		3	17%

GSR: PREVENTION STRATEGIES

BUDGET ALLOCATION



GSR: TES PERFORMANCE INDICATORS

Garrett Lee Smith Suicide Prevention Cross-site Evaluation State/Tribal Program Performance Indicators 1st Quarter 2013 Report-- Aggregate

Dimension and Indicator	Cumulative Data through Previous Quarter*	Cumulative Data through Current Quarter*	Current Quarter*	Cohort 1-5 sites**	Cohort 6 sites**	Cohort 7 sites**
Training Related Outcomes						
Training Exit Survey (Cover)				n=83 sites	n=36 sites	n=3 sites
Total number of people trained	324,497	334,430	9,933	287,100	46,916	414
Percent of participants by type of training (number of participants classified)	(n=309,091)	(n=318,828)	(n=9,737)	(n=271,758)	(n=46,656)	(n=414)
Gatekeeper training (%)	82.9%	83.0%	85.7%	83.3%	80.9%	96.4%
Clinical training (%)	3.0%	3.0%	0.8%	3.0%	2.5%	na
Other types of trainings (%)	14.1%	14.1%	13.5%	13.7%	16.6%	3.6%



GSR: TRAINEES IDENTIFICATION SETTING

Setting where trained gatekeepers have identified at-risk youth

Identification Setting	Percentage of Youth Identified
School	49.2% (n=368)
Mental Health Agency	15.8% (n=368)
Child Welfare Agency	2.7% (n=368)
Juvenile Justice Agency	4.3% (n=368)
Law Enforcement Agency	1.9% (n=368)
Substance Abuse Agency	0.0% (n=368)
Emergency Room	2.2% (n=368)
Physical Health Agency	1.1% (n=368)
Other	15.8% (n=368)



GSR: EIRF PERFORMANCE INDICATORS



Garrett Lee Smith Suicide Prevention Cross-site Evaluation State/Tribal Site-level Performance Indicators
3rd Quarter 2012 Report-- Texas Department of State Health Services C5

Dimension and Indicator	Cumulative Data through Previous Quarter*	Cumulative Data through Current Quarter*	Current Quarter*	ALL Cohort 5-6 sites-Median**	ALL Cohort 5-6 sites Inter-quartile Range**	Cohort 5-6 Non-tribal sites - Median**	Cohort 5-6 sites with School focus - Median**
Client Level Outcomes / Youth-level Early Identification, Referral and Follow Up Outcomes							
Screening				n=10 sites	n=10 sites	n=9 sites	n=10 sites
Number of youth screened for suicide risk	755	755	na	802	226 - 966	849	802
Number of youth who screened positive	180	180	na	83	8 - 180	95	83
Identification, Referral and Follow Up				n=27 sites	n=27 sites	n=20 sites	n=23 sites
Number of youth Identified at risk through a screening activity or by a gatekeeper	107	107	na	63	33 - 202	115	64
Percent of youth referred to mental health services out of youth identified at risk	98.0% (102)	98.0% (102)	na (na)	89.7%	78.9% - 97.8%	91.4%	89.7%
Percent of youth who receive mental health services following referral out of youth referred to mental health services	37.2% (86)	37.2% (86)	na (na)	82.2%	65.2% - 94.1%	81.0%	82.2%
Percent of youth referred to non-mental health services out of youth identified at risk	5.3% (95)	5.3% (95)	na (na)	55.2%	19.4% - 83.0%	55.2%	55.2%
Percent of youth with follow-up information after mental health referral	86.0% (100)	86.0% (100)	na (na)	84.5%	51.0% - 97.0%	77.8%	84.5%

* Column C, D and E show grantee-specific data. Column C presents cumulative data through March 2012, Column D presents cumulative data through June 2012, Column E presents data from April 2012 through June 2012.

** Column F, G, H and I show data from different groups of grantees and provide ways to compare a grantee's performance to a particular group. There are four comparison groups:

- Column F presents the mean or median for all sites in cohort 5 and 6.

- Column G presents the interquartile range for all sites in cohort 5 and 6.

- Column H presents the mean or median for tribal grantees in Cohorts 5 and 6.

- Column I presents the mean or median for in Cohorts 5 and 6 with School programs. Grantees are classified as implementing school-focused programs if they have indicated school-based gatekeeper training strategies and/or school-based screening activities in their Prevention Strategies Inventory (PSI).

GSR: SOURCE OF EARLY IDENTIFICATION



Sources of Early Identification of Youth	(n=1,785)
Screening	41.5%
Gatekeeper Training	58.5%
Parent	8.6%
Mental Health Service Provider	17.0%
Teacher or other Secondary School Staff	10.9%
Community based organization, recreation or after school program staff	1.9%
Child Welfare Staff	0.8%
Probation Officer or Other Juvenile Justice staff	0.6%
Primary Care Provider	0.7%
Emergency Room Staff	5.4%
Police Officer or Other Law Enforcement Staff	0.7%
Peer	3.1%
Others	8.9%



PUBLIC USE DATA SET



PUBLIC USE DATA SET

- **De-identified datasets with evaluation data collected from closed-out grantees will be available by request on the SPDC early next year**
- **Data collected from closed-out grantees will also be available in summary tables, with limited querying capabilities, highlighting**
 - **Suicide Prevention Strategies**
 - **Suicide Prevention Trainings**
 - **Identification, Referral, and Services Received by Youth at Risk for Suicide**
 - **Perceptions of Suicide and Suicide Prevention on College Campuses**





PREVENTION STRATEGIES INVENTORY (PSI) REPORTS



PSI SUMMARY TABLE



PSI Summary Table

ICF Demo Grantee - State/Tribal Cohort 7
Prevention Strategies Inventory - State/Tribal - V3 (PSI-ST-V3)

1. Outreach and Awareness					Percent of Budget: N/A %
1.1. Public Awareness Campaigns					
Strategy Name	Description	Target / Trainee Populations / Setting	Locally Developed	Evaluation Methods	
Everyone Feels Blue Sometime	Campaign encouraging youth to seek help when they are feeling depressed. Attempting to reduce the stigma attached to mental health treatment. Utilizes posters at bus stops, flyers in local high schools	Youth/Students	N/A	There are no plans to evaluate this strategy.	
1.2. Outreach and Awareness Activities/Events					
Strategy Name	Description	Target / Trainee Populations / Setting	Locally Developed	Evaluation Methods	
Suicide Prevention Awareness Walk	Walk to raise money for local suicide prevention coalition.	Youth/Students, Parents/Guardians, Other: Community at large	N/A	There are no plans to evaluate this strategy.	
1.3. Outreach and Awareness Products					
Strategy Name	Description	Target / Trainee Populations / Setting	Locally Developed	Evaluation Methods	
NSPL Magnets	Magnets with the national suicide prevention lifeline number	Youth/Students, Parents/Guardians, Child Welfare Staff, Faculty/Staff at University/College, Juvenile Justice Staff	N/A	There are no plans to evaluate this strategy.	
Parent Information Brochures	Brochures on Sign of suicidal/risk behavior in teens.	Parents/Guardians	N/A	There are no plans to evaluate this strategy.	

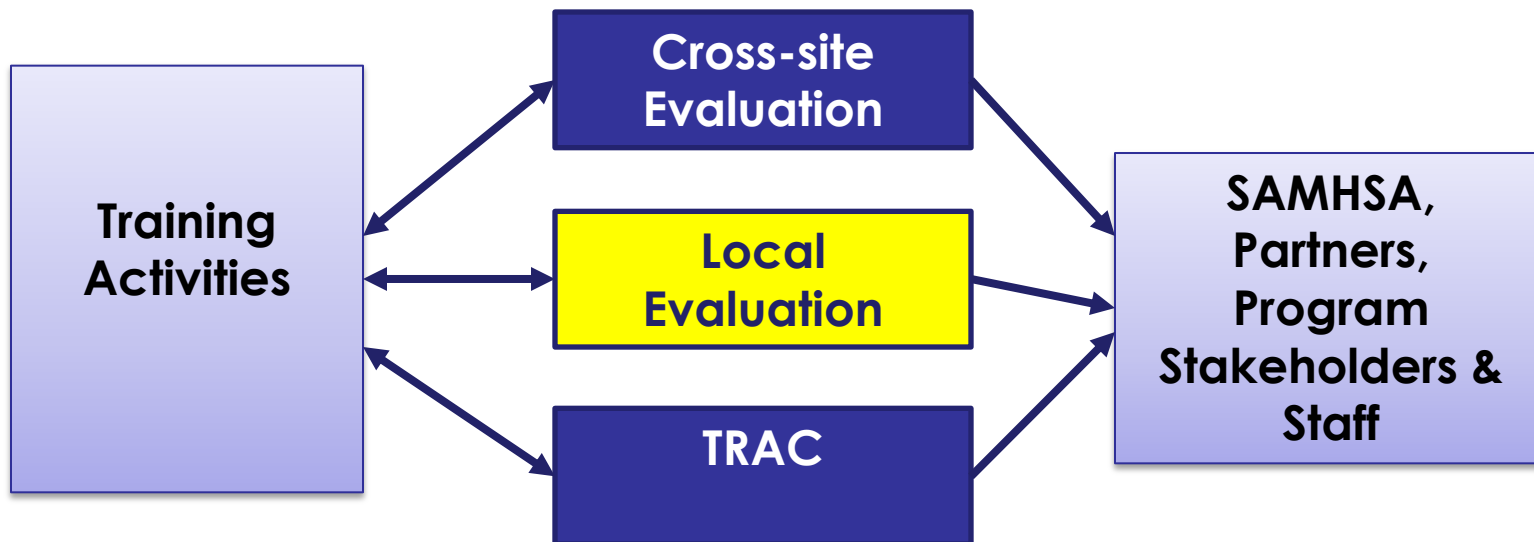
2. Gatekeeper Training					Percent of Budget: N/A %
School-Based Gatekeeper Training					
2.1. School-Based Adult Gatekeeper Training					
Strategy Name	Description	Target / Trainee Populations / Setting	Locally Developed	Evaluation Methods	
North HS Staff QPR	Training for staff and faculty at North HS.	Teacher, School Administrator	N	Surveys	

PSI DATA SHARING REPORT



	A	B	C	D	E	F
1	Strategies found in this report are for informational purposes only. Some of these strategies may be incorrectly classified, inadequately described, or should not have been included in the PSI. Do not use this Data Sharing Report as a guide to what you should be including in the PSI or how you should be reporting your strategies. If you have any questions regarding how to complete your PSI, please consult the PSI Manual on the SPDC or contact					
2	MAIN STRATEGY DESCRIPTORS					
3	These columns can be used to filter and search for particular strategy types. Click the button in the corner of the cell to see and select contents of the column. Begin by unchecking the box next to 'Select All' then check the box next to the what you wish to view. To clear your filter, select 'Clear Filter'.					
4	Cohort	Grantee	Major Strategy	Substrategy	Strategy - Name	Description
5	5.00	Adams State College	OUTREACH AND AWARENESS	OA - Activities and Events	Mental Health Awareness Week	Mental Health Awareness Week involved a two-day Mental Health 1st aid training that was cleared by our Student Affairs Office to have students miss class to attend. Also, a booth with confidential/anonymous Depression & Substance Abuse screenings were offered. At this booth, a plethora of materials were disseminated to the student population addressing suicide, prevention, and mental health awareness even if the student did not stop to take a screening. A panel of Mental Health Professionals was also held, highlighting one student's experience with a mental health disorder. We disseminated over 100 packs during MH Awareness Week to students, faculty & administration. The logo on the pack stating, "Knowledge is Power: Be Informed." Inside each pack we put informational materials regarding suicide prevention, depression, anxiety, healthy coping, wellness activities, and info on resources on campus and locally. The packs followed the theme for MH Awareness Week, were bright green which allowed for "walking exposure" when student wore the packs
6	5.00	Adams State College	OUTREACH AND AWARENESS	OA - Products	MH Awareness Sport Pack	ASIST provides skills that can be used by any person, whether in the helping profession or peer to peer interaction. The training was provided on our campus, allowing easy access for any campus personnel to attend and we made accommodations for outlying agency personnel to park for free. We also were intentional about scheduling the training during a time when the participants were able to schedule it. Other than advertising on our campus Portal, we did not have to do a lot of recruiting given that others had contacted us after hearing of our ability to provide the training. The main obstacle was scheduling a time that allowed easiest access for interested participant to attend.
7	5.00	Adams State College	GATEKEEPER TRAINING	Gatekeeper Training	ASIST: Applied Suicide Intervention Skills Training	

GATHERING INFORMATION ON LOCAL EVALUATION ACTIVITIES





LOCAL EVALUATION SPREADSHEET



LOCAL EVALUATION OVERVIEW

Overall Purpose:

- **SAMHSA & ICF:** To synthesize and understand what types of local evaluations State/Tribal grantees are implementing & their findings
- **Grantees:** To share their local evaluation activities and findings with SAMHSA; to learn about what other grantees are doing



LOCAL EVALUATION SPREADSHEET

- Quarterly checklist gathers information about grantee's efforts
- Local Evaluation spreadsheet combines all grantee efforts by cohort
- Local Evaluation spreadsheet is available to grantees via the SPDC*

** If information about a specific local evaluation activity is desired, send your TAL the ID number and description of the activity.*



LOCAL EVALUATION REPORT



reports_cohort_6_local_evaluation_spreadsheet[1] [Protected View] - Microsoft Excel

Protected View This file originated from an Internet location and might be unsafe. Click for more details. Enable Editing

C19 The grantee's evaluators have taken an active role in the newly- created GLS Evaluators group. This is a group of GLS evaluators from across the country that are interested in coming together to assess and

ID	Tribal Site	Evaluation Activity Summary
56	N	The grantee's evaluators are compiling data from state surveys, including the Youth Risk Behavior Survey and the State Health Education Profiles, in order to tailor training content so that it is state-specific. The evaluators are gathering data on the scope and seriousness of youth suicide-related risk factors.
56	N	The grantee's evaluator has been observing and participating in cross-team discussions about the development of a new database system for the state's crisis response teams. These cross-team discussions are leading to improved support cross-site EIRF data collection as well as improved understanding of the priorities and problems faced by early-intervention and prevention practitioners working on the grant.
56	N	The grantee's evaluators have taken an active role in the newly- created GLS Evaluators group. This is a group of GLS evaluators from across the country that are interested in coming together to assess and undertake projects the focus of the cross-site evaluation activities.
58	Y	The grantee will assess factors related to resiliency and behavior change by implementing pre-post survey as well as a 3 month online follow-up survey with youth culture camp attendees.. Additionally, a subset of youth will be surveyed 3 months following the camps in order to assess the readjustment process from camp back to home life and identify what resources could be provided to make the transition smoother.
58	Y	The grantee will assess the efficacy of the leadership and life skills curriculum in building resiliency, self-efficacy and behavior change related to risk factors by implementing a survey to evaluate the Youth Leaders Program.
60	N	The grantee will conduct key informant interviews and use other qualitative methods to gather information from youth who text into the TXT 4 Life number. The grantee will gather information on the text origin, youth demographics, and issues that youth are texting about.
60	N	The grantee is conducting key informant interviews and using other qualitative methods with mental health professionals and youth to gather names of people that youth would go in a time of need. The purpose of the data is to offer individualized trainings to local people identified in each community.
60	N	The grantee is tracking the development of legislative platforms/policy by gathering quantitative data from elected tribal officials, other state departments and associations.
62	Y	The grantee will be completing an Internal Activity Report to track activities across several programs and locations implemented by the Behavioral Health/Substance Abuse Program.
62	Y	The grantee will conduct focus groups to inform the design of a survey. The survey will help evaluate geographic differences in perceptions of the provision of need and services among clients, providers, and youth living in the community's eight hubs.
		The grantee created and disseminated Pre-and Post- Tests at an Applied Suicide Intervention Skills Training (ASIST) to assess increase in levels of suicide intervention skills awareness, knowledge, and preparedness expressed by participants. Training participants represent a mix of behavioral health professionals, youth service workers, and clinical staff/counselors for Native youth-serving agencies in the San Francisco Bay Area.

Sheet1 Sheet2 Sheet3

Ready 100% 5:03 PM 12/9/2012

LOCAL EVALUATION REPORT



reports_cohort_6_local_evaluation_spreadsheet[1] [Protected View] - Microsoft Excel

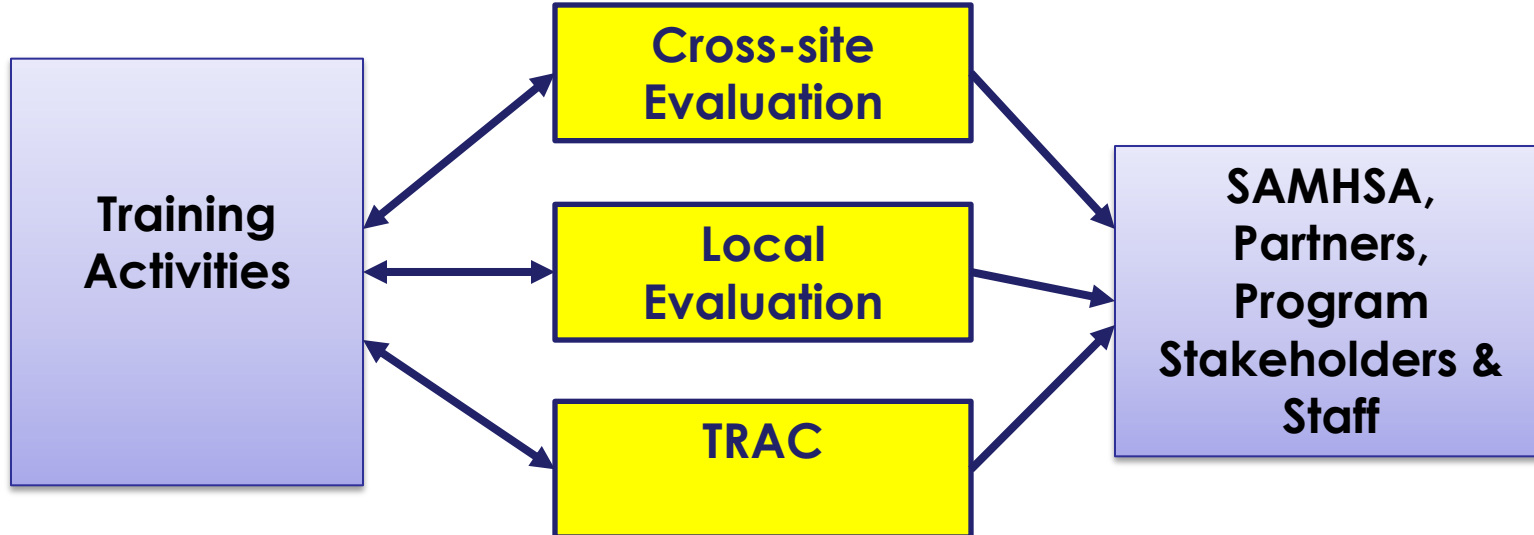
Protected View This file originated from an Internet location and might be unsafe. Click for more details. Enable Editing

	D	E	F	G	H
1	Area of focus/scope	Area of focus/scope II	IRB	Construct being measured	Evaluation design/methodology/an
17	outreach awareness (O)	O- other outreach and awareness	IRB approval not required	demographics,knowledge,self-efficacy,other	other quantitative methods
18	linking youth with services (S)	S-services (mental health-related, case management, crisis response)	IRB approval not required	other	other qualitative methods
19	outreach awareness (O)	O- other outreach and awareness	IRB approval not required	other	
20	life skills development (L)	L-cultural activities intended to build life skills, cultural identity, and community connectedness	IRB approval received	behavior changes,demographics,resiliency	key informant interviews,survey
21	life skills development (L)	L-life skills development for youth curricula	IRB approval submitted	behavior changes,demographics,resiliency,self efficacy	survey
22	linking youth with services (S)	S-early identification screening activity	IRB approval not required	awareness,behavior change,demographics,knowledge,resources,self-efficacy,other	key informant interviews,other quant methods
23	linking youth with services (S)	S-services (mental health-related, case management, crisis response)	IRB approval not required	awareness,knowledge,resources	key informant interviews,other quant methods
24	policy and protocol development (P)	P- other policy and protocol development	IRB approval not required	awareness,implementation,knowledge,resources	other quantitative methods
25	outreach awareness (O)	O-activities and events	IRB approval not required	demographics,knowledge,quality,satisfaction	survey
26	other infrastructure development (I)	I-other infrastructure development	IRB approval not required	awareness,demographics,knowledge,resources,satisfaction,self efficacy	focus group,survey,other quantitative methods

Sheet1 Sheet2 Sheet3

Ready 100% 5:05 PM 12/9/2012

USING INFORMATION GATHERED ON TRAINING ACTIVITIES



GRANTEES USE OF TRAINING INFORMATION

- Offered CEU's for participating in training
- Secured funding for training school districts in QPR
- Used results from TES and locally developed follow-up tool to examine self-efficacy measures
 - Led to development of booster training and periodic follow-up with trainees



ANY QUESTIONS?

